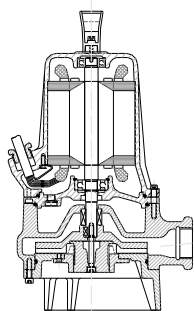


## GM-GT 32/2/110 C. 149



Su richiesta  
On request  
Sur requête

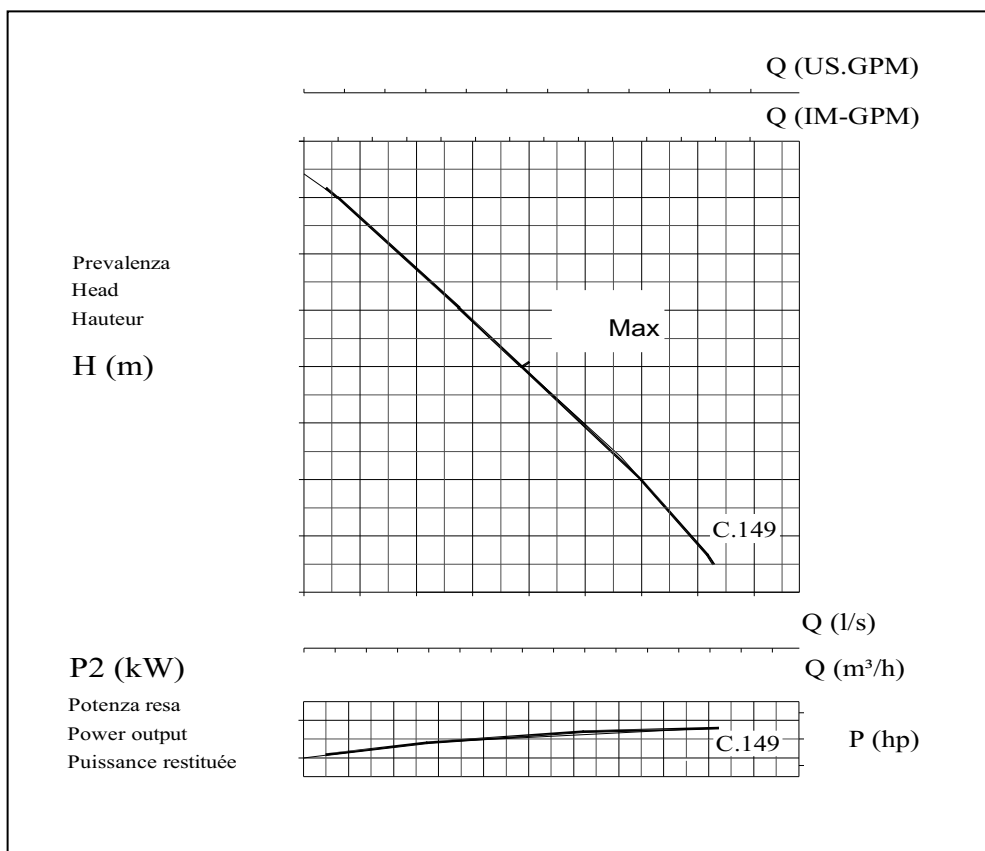


GIRANTE CON TRITURATORE  
IMPELLER FOR GRINDER  
ROUE POUR SECATRICE

PASSAGGIO LIBERO	6mm
FREE PASSAGE	6mm
SECTION DE PASSAGE	6mm

ALBERO MOTORE	AISI 420
MOTOR SHAFT	AISI 420
ARBRE MOTEUR	AISI 420

Curve secondo ISO 9906. Livello 2  
Curves as per ISO 9906. Grade 2  
Courbes selon ISO 9906. Niveau 2



Elettropompa Tipo Electric pump Type Electropompe Type	Prevalenza - Head - Hauteur										
	$\frac{Hm}{bar}$										
	4	5	6	10	12	14	16	18	20	22	24
	0,4	0,5	0,6	1	1,2	1,4	1,6	1,8	2	2,2	2,4
Portata - Capacity - Débit											
Q (l/s)											
GM - GT 32/2/110 C.149			3,5	2,5	1,8	1,4	0,8	0,25			

### Dati tecnici / Specifications / Données

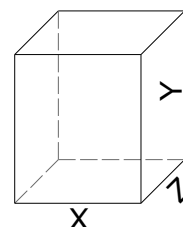
	Mandata Delivery Refoulement	kW		r.p.m	Poles	Hz	Ampere		
		P1	P2	1/min			1~		400 V 3~
							230 V	uf	
GM - GT 32/2/110 C.149	G 1" ¼	1,1	0,9	2850	2	50	6,5	30	2,5

### Dimensioni di ingombro

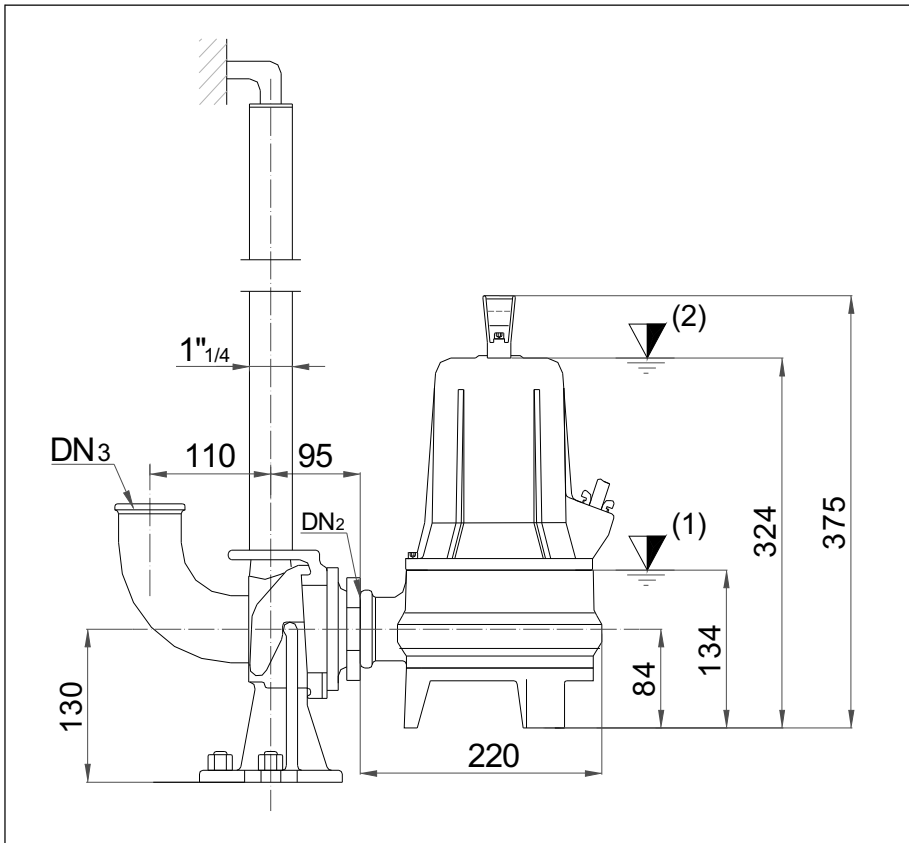
Overall dimensions of packing

Dimensions d'encombrement des emballages

TIPO-TYPE	X	Y	Z	Kg
GM - GT 32/2/110 C.149	245	430	205	24,5







**GM-GT 32/2/110 C.149**

 INSTALLAZIONE FISSA  
 STATIONARY INSTALLATION  
 INSTALLATION FIXE


(1) Punto inferiore d'arresto nel caso di funzionamento automatico  
 Lowest shut-off point for automatic operation  
 Point d'arrêt le plus bas en service automatique

(2) Sommergenza minima nel caso di funzionamento continuo  
 Minimum covering for continuous operation  
 Recouvrement minimal pour service continuu

## CARATTERISTICHE TECNICHE - TECHNICAL FEATURES - CARACTERISTIQUES TECHNIQUES

TIPO - TYPE	DN2 Mandata filettata	DN3	CAVO - CABLE H07 - RNF	MT					OPTIONAL
GM 32/2/110 C.149	G 1" 1/4	2"	(1) 4x1,5 11,5 Pannello di controllo Control panel Tableau automatique	10					
GT 32/2/110 C.149			(1) 4x1,5 11,5 con terminali liberi with free cable terminals avec bornes libres		Superiore Upper Supérieur	Inferiore Lower Inférieur	Superiore Upper Supérieur		Inferiore Lower Inférieur
					SC 15-26-6	MG1S2/14/G 6	6302 2Z	6202 2Z	Tipo: B1